


Variable Riser

Part Code	Tray Width (mm)
KLHR50VR	50
KLHR75VR	75
KLHR100VR	100
KLHR150VR	150
KLHR225VR	225
KLHR300VR	300
KLHR450VR	450

Standard radius: 300mm.



Outside Riser




Part Code	Standard Radius (mm)
KLHR 600ER	300

Size	600
X	350

600mm will be supplied formed at 90°

Inside Riser

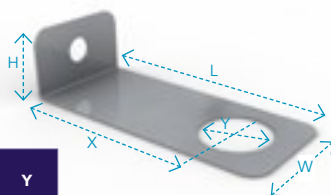


Part Code	Standard Radius (mm)
KLHR600IR	300

Size	600
X	300

600mm will be supplied formed at 90°

Conduit Take-off Plate



Part Code	H	L	W	X	Y
TRCB20	20	90	40	70	20
TRCB25	20	90	40	70	25

Suitable For Light/Medium/Heavy Tray.



Adjustable Tray Extension

Part Code
KLHRATE

Size	Adjustable Length Ranges		
50	300 - 450	500 - 800	750 - 1200
75	300 - 450	500 - 800	750 - 1200
100	300 - 450	500 - 800	750 - 1200
150	300 - 450	500 - 800	750 - 1200
225	300 - 450	500 - 800	750 - 1200
300	300 - 450	500 - 800	750 - 1200
450	300 - 450	500 - 800	750 - 1200
600	300 - 450	500 - 800	750 - 1200

Made to order item.
Other lengths available on request.

