

SECTION 04: UNIKLIP® CABLE TRAY SYSTEM

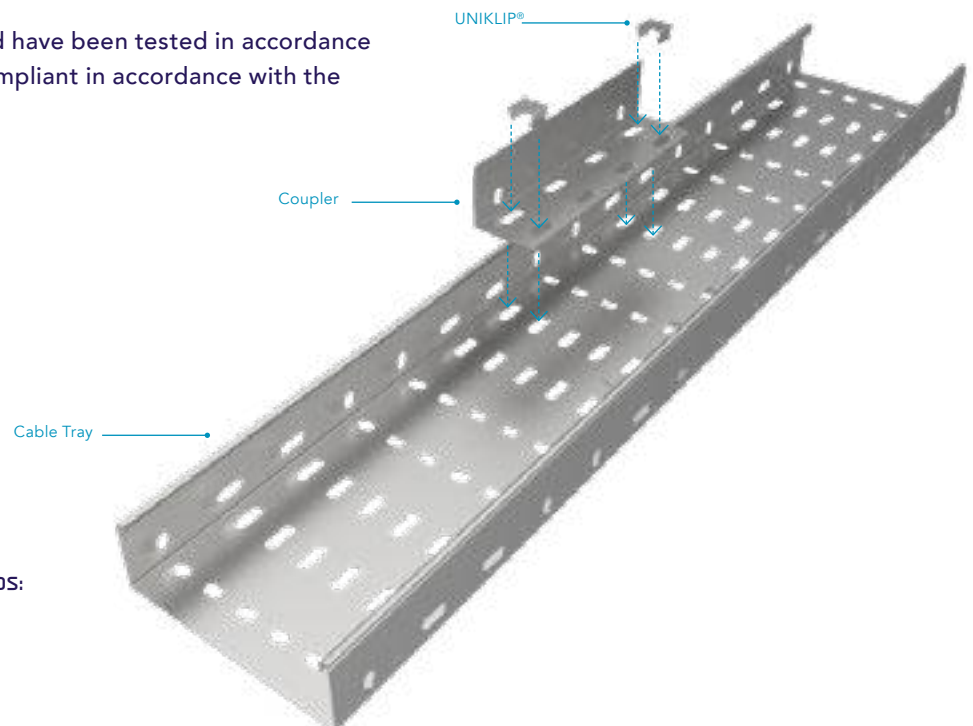


UNIKLIP® is our patented fast-fitting solution for cable tray installation. Based on the reliable strength and quality of Unitrunk, UNIKLIP® Cable Tray System has been engineered with enhanced speed of installation and ease of use, to provide a commercial advantage in a market where time efficiency is imperative.

Unitrunk's UNIKLIP® System for Cable Tray includes light, medium and heavy duty profile with Klip perforations (also compatible with traditional means of installation if required).

The UNIKLIP® range is produced in pre-galvanised mild steel to BS EN 10346:2015. It is compatible with tray widths up to and including size 600mm.

Our trays conform to BS EN 61537 and have been tested in accordance with BS EN 61537. Earth continuity compliant in accordance with the requirements of BS EN 61537.





ACCREDITED TO THE FOLLOWING STANDARDS:




Light Duty Cable Tray

(in accordance with BS 61537)

All light duty tray lengths up to and including KLLD225T come complete with one swaged end for ease of coupling and to eliminate the need for couplers. KLLD300T and above require the use of couplers. A range of gauges are available on request.



Part Code	Tray Width (mm)
KLLD50T	50
KLLD75T	75
KLLD100T	100
KLLD150T	150
KLLD225T	225
KLLD300T	300
KLLD450T	450
KLLD600T	600



13.5mm on 50-225mm width

21.5mm on 300-900mm width

Available finishes include:

Pre-galvanised to BS EN 10346:2015 (standard references throughout brochure).
Powder coated (Prefix reference with CP).

UNIKLIP®



Part Code	Qty.
KLIP4	4
KLIP6	6
KLIP8	8

Sold in packs of 4, 6 or 8. UNIKLIP is supplied with fittings and couplers.

Earth Link



Part Code	Description
CES	Plain Copper
TCES	Tinned Copper
EBS100	M6 Braid

Fish Plate



Part Code	Length (mm)
FP 150-600	200

Fish Plate Coupler



Part Code	Length (mm)
KLLD/FPC 50-600	200

Straight Coupler



Part Code	Description
KLLD/SC	Sold in pairs, complete with UNIKLIP® fixings.

UNIKLIP® CABLE TRAY SYSTEMS


Flat 90° Bend

Part Code

KLLD 50 - 600FB90

Size	50	75	100	150	225	300	450	600
X	125	150	175	225	300	400	550	700
Y	213	238	263	313	388	488	638	788
Z	106	106	106	106	106	142	142	142
R	75	75	75	75	75	100	100	100

R: Radius



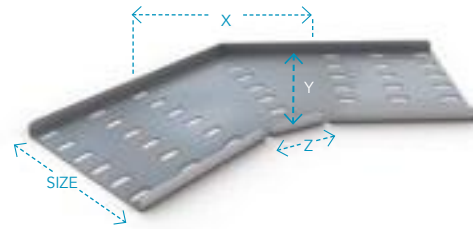
Flat 45° Bend

Part Code

KLLD 50 - 600FB45

Size	50	75	100	150	225	300	450	600
X	88	106	124	159	212	283	389	495
Y	72	97	122	172	247	329	479	629
Z	58	58	58	58	58	77	77	77
R	75	75	75	75	75	100	100	100

R: Radius




Flat Equal Tee

Part Code

KLLD 50 - 600ET

Size	50	75	100	150	225	300	450	600
X	196	221	246	296	371	446	596	746
Y	123	148	173	223	298	373	523	673
Z	106	106	106	106	106	106	106	106
R	75	75	75	75	75	75	75	75

R: Radius




Flat 4 Way Equal Intersection

Part Code

KLLD 50 - 600FW

Size	50	75	100	150	225	300	450	600
X	200	225	250	300	375	450	600	750
Z	106	106	106	106	106	106	106	106
R	75	75	75	75	75	75	75	75

R: Radius




Reducer

Part Code

Length (mm)

KLLD/SR 250

Please state sizes required.



Variable Riser

Part Code	Tray Width (mm)
KLLD50VR	50
KLLD75VR	75
KLLD100VR	100
KLLD150VR	150
KLLD225VR	225
KLLD300VR	300
KLLD450VR	450

Standard radius: 300mm




Outside Riser

Part Code	Standard Radius (mm)
KLLD 600ER	300

Size	600
X	314

600 will be supplied formed at 90°




Inside Riser

Part Code	Standard Radius (mm)
KLLD 600IR	300


Size	600
X	300

600 will be supplied formed at 90°



Cable Tray Lighting Accessories

See pg 71 for a full range of Lighting Accessories compatible with Cable Tray Systems.



- QuickFix Trunking
- QuickFix Multi Compartment Trunking
- Lighting Trunking
- Uniklip Cable Tray
- Speedway Cable Ladder Pre-Galv. Cable Ladder
- Cable Basket
- Channel & Support
- Floor Trunking
- Bench Outlet & Perimeter Trunking
- Steel Conduit (Class 4)
- Innovative Design Solutions
- Accessories & Supports
- Index

Medium Duty Cable Tray

(in accordance with BS 61537)

Part Code	Tray Width (mm)
KLMR50T	50
KLMR75T	75
KLMR100T	100
KLMR150T	150
KLMR225T	225
KLMR300T	300
KLMR450T	450
KLMR600T	600

Available finishes include:
 Pre-galvanised to BS EN 10346:2015
 (standard references throughout brochure).
 Powder coated (prefix reference with CP).



UNIKLIP®



Part Code	Qty.
KLIP4	4
KLIP6	6
KLIP8	8

Sold in packs of 4, 6 or 8.
 UNIKLIP is supplied with fittings and couplers.

Tray Divider



Part Code	Length (mm)
KLMR/DF	3000

Tray to Channel Klip



Part Code
CHTR 25

Sold individually.

Fish Plate



Part Code	Length (mm)
FP 150-600	200

Fish Plate Coupler



Part Code	Length (mm)
KLMR/FPC 50-600	200

Straight Coupler



Part Code	Length (mm)
KLMR/SC	200


Sold in pairs, complete with UNIKLIP® fixings.

Flat 90° Bend

Part Code

KLMR 50 - 600FB90 R: Radius

Size	50	75	100	150	225	300	450	600
X	125	150	175	225	300	400	550	700
Y	213	238	263	313	388	488	638	788
Z	106	106	106	106	106	142	142	142
R	75	75	75	75	75	100	100	100




Flat 45° Bend

Part Code

KLMR 50 - 600FB45 R: Radius

Size	50	75	100	150	225	300	450	600
X	88	106	124	159	212	283	389	495
Y	72	97	122	172	247	329	479	629
Z	58	58	58	58	58	77	77	77
R	75	75	75	75	75	100	100	100




Flat Equal Tee

Part Code

KLMR 50 - 600ET R: Radius

Size	50	75	100	150	225	300	450	600
X	196	221	246	296	371	446	596	746
Y	123	148	173	223	298	373	523	673
Z	106	106	106	106	106	106	106	106
R	75	75	75	75	75	75	75	75




Flat 4 Way Equal Intersection


Part Code

KLMR 50 - 600FW R: Radius

Size	50	75	100	150	225	300	450	600
X	200	225	250	300	375	450	600	750
Z	106	106	106	106	106	106	106	106
R	75	75	75	75	75	75	75	75



Reducer



Part Code	Assembly space (mm)
KLMR/SR	250

Please state sizes required.

QuickFix Trunking

QuickFix Multi Compartment Trunking

Lighting Trunking

Uniklip Cable Tray

Speedway Cable Ladder Pre-Galv. Cable Ladder

Cable Basket

Channel & Support

Floor Trunking

Bench Outlet & Perimeter Trunking

Steel Conduit (Class 4)

Innovative Design Solutions

Accessories & Supports

Index

UNIKLIP® CABLE TRAY SYSTEMS

Variable Riser


(in accordance with BS 61537)

Part Code	Tray Width (mm)
KLMR50VR	50
KLMR75VR	75
KLMR100VR	100
KLMR150VR	150
KLMR225VR	225
KLMR300VR	300
KLMR450VR	450

Standard radius: 300mm



Outside Riser




Part Code	Standard Radius (mm)
KLMR600ER90	300

Size	600
X	326

600mm will be supplied formed at 90°

Inside Riser

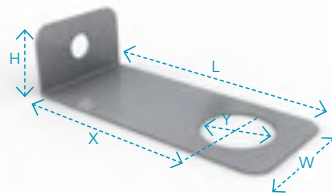


Part Code	Standard Radius (mm)
KLMR600IR90	300

Size	600
X	300

600mm will be supplied formed at 90°


Conduit Take-off Plate



Part Code	H	L	W	X	Y
TRCB20	20	90	40	70	20
TRCB25	20	90	40	70	25

Suitable For Light/Medium/Heavy Tray.

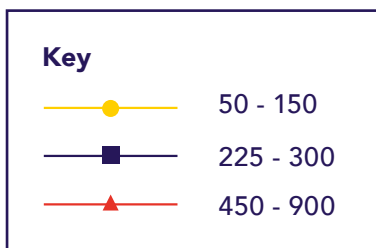
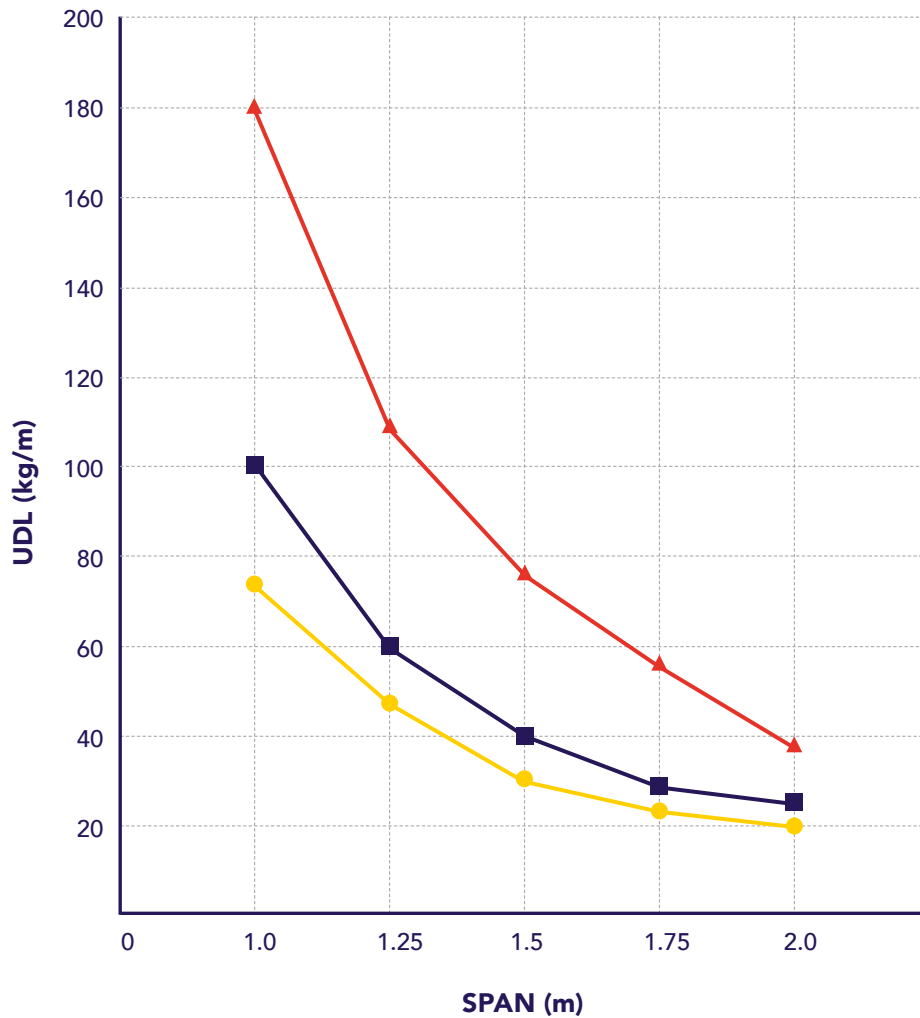
Adjustable Tray Extension



Part Code
KLMRATE

Made to order item.
Other lengths available on request.

LOADING DATA FOR ALL UNITRUNK MR CABLE TRAY SYSTEMS



- QuickFix Trunking
- QuickFix Multi Compartment Trunking
- Lighting Trunking
- Uniklip Cable Tray
- Speedway Cable Ladder Pre-Galv. Cable Ladder
- Cable Basket
- Channel & Support
- Floor Trunking
- Bench Outlet & Perimeter Trunking
- Steel Conduit (Class 4)
- Innovative Design Solutions
- Accessories & Supports
- Index

UNIKLIP® CABLE TRAY SYSTEMS

Heavy Duty Cable Tray

(in accordance with BS 61537)

Ref.	Tray Width (mm)
KLHR50T	50
KLHR75T	75
KLHR100T	100
KLHR150T	150
KLHR225T	225
KLHR300T	300
KLHR450T	450
KLHR600T	600

Available finishes include:
 Pre-galvanised to BS EN 10346:2015
 (standard references throughout brochure).
 Powder coated (prefix reference with CP).



UNIKLIP®



Part Code	Qty.
KLIP4	4
KLIP6	6
KLIP8	8

Sold in packs of 4, 6 or 8.
 UNIKLIP is supplied with fittings and couplers.

Tray Divider



Part Code	Length (mm)
KLHR/DF	3000

Tray to Channel Klip



Part Code	Qty.
CHTR 50	Sold individually.

Fish Plate



Part Code	Length (mm)
FP 150-600	200

Fish Plate Coupler



Part Code	Length (mm)
KLHR/FPC 50-600	200

Straight Coupler




Part Code	Length (mm)	Qty.
KLHR/SC	200	Sold in pairs.

Flat 90° Bend

Part Code	
KLHR 50 - 600FB90	

Size	50	75	100	150	225	300	450	600
X	125	150	175	225	300	400	550	700
Y	213	238	263	313	388	488	638	788
Z	106	106	106	106	106	142	142	142
R	75	75	75	75	75	100	100	100

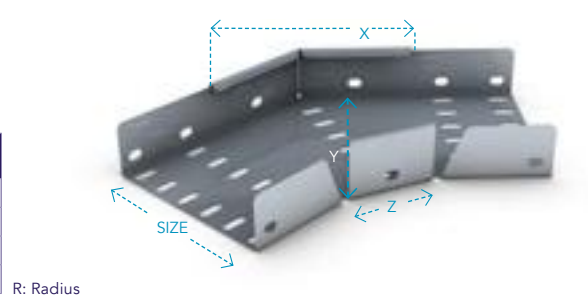


R: Radius

Flat 45° Bend

Part Code	
KLHR 50 - 600FB45	

Size	50	75	100	150	225	300	450	600
X	88	106	124	159	212	283	389	495
Y	72	97	122	172	247	329	479	629
Z	58	58	58	58	58	77	77	77
R	75	75	75	75	75	100	100	100




R: Radius

Flat Equal Tee

Part Code	
KLHR 50 - 600ET	

Size	50	75	100	150	225	300	450	600
X	196	221	246	296	371	446	596	746
Y	123	148	173	223	298	373	523	673
Z	106	106	106	106	106	106	106	106
R	75	75	75	75	75	75	75	75




R: Radius

Flat 4 Way Equal Intersection


Part Code	
KLHR 50 - 600FW	

Size	50	75	100	150	225	300	450	600
X	200	225	250	300	375	450	600	750
Z	106	106	106	106	106	106	106	106
R	75	75	75	75	75	75	75	75



R: Radius

Reducer



Part Code	Assembly space (mm)
KLHR/SR	250

Please state sizes required.

QuickFix Trunking

QuickFix Multi Compartment Trunking

Lighting Trunking

Uniklip Cable Tray

Speedway Cable Ladder Pre-Galv. Cable Ladder

Cable Basket

Channel & Support

Floor Trunking

Bench Outlet & Perimeter Trunking

Steel Conduit (Class 4)

Innovative Design Solutions

Accessories & Supports

Index


Variable Riser

Part Code	Tray Width (mm)
KLHR50VR	50
KLHR75VR	75
KLHR100VR	100
KLHR150VR	150
KLHR225VR	225
KLHR300VR	300
KLHR450VR	450

Standard radius: 300mm.



Outside Riser




Part Code	Standard Radius (mm)
KLHR 600ER	300

Size	600
X	350

600mm will be supplied formed at 90°

Inside Riser

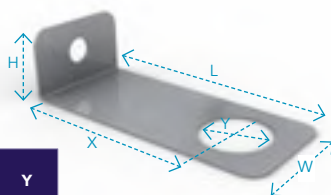


Part Code	Standard Radius (mm)
KLHR600IR	300

Size	600
X	300

600mm will be supplied formed at 90°

Conduit Take-off Plate



Part Code	H	L	W	X	Y
TRCB20	20	90	40	70	20
TRCB25	20	90	40	70	25

Suitable For Light/Medium/Heavy Tray.




Adjustable Tray Extension

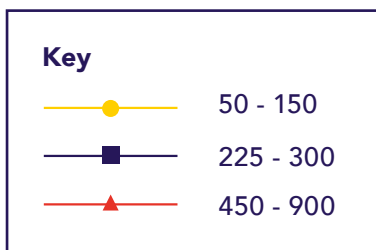
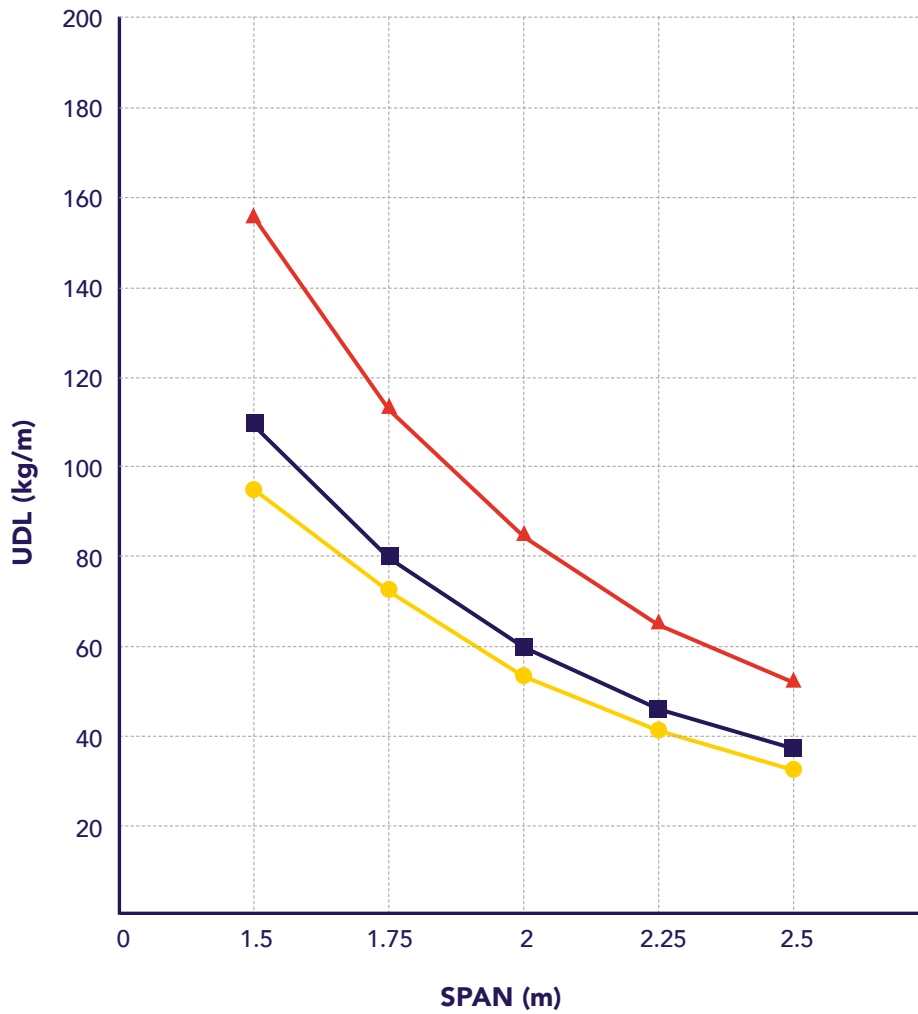
Part Code
KLHRATE

Size	Adjustable Length Ranges		
50	300 - 450	500 - 800	750 - 1200
75	300 - 450	500 - 800	750 - 1200
100	300 - 450	500 - 800	750 - 1200
150	300 - 450	500 - 800	750 - 1200
225	300 - 450	500 - 800	750 - 1200
300	300 - 450	500 - 800	750 - 1200
450	300 - 450	500 - 800	750 - 1200
600	300 - 450	500 - 800	750 - 1200

Made to order item.
Other lengths available on request.



LOADING DATA FOR ALL UNITRUNK HR CABLE TRAY SYSTEMS



- QuickFix Trunking
- QuickFix Multi Compartment Trunking
- Lighting Trunking
- Uniklip Cable Tray
- Speedway Cable Ladder Pre-Galv. Cable Ladder
- Cable Basket
- Channel & Support
- Floor Trunking
- Bench Outlet & Perimeter Trunking
- Steel Conduit (Class 4)
- Innovative Design Solutions
- Accessories & Supports
- Index

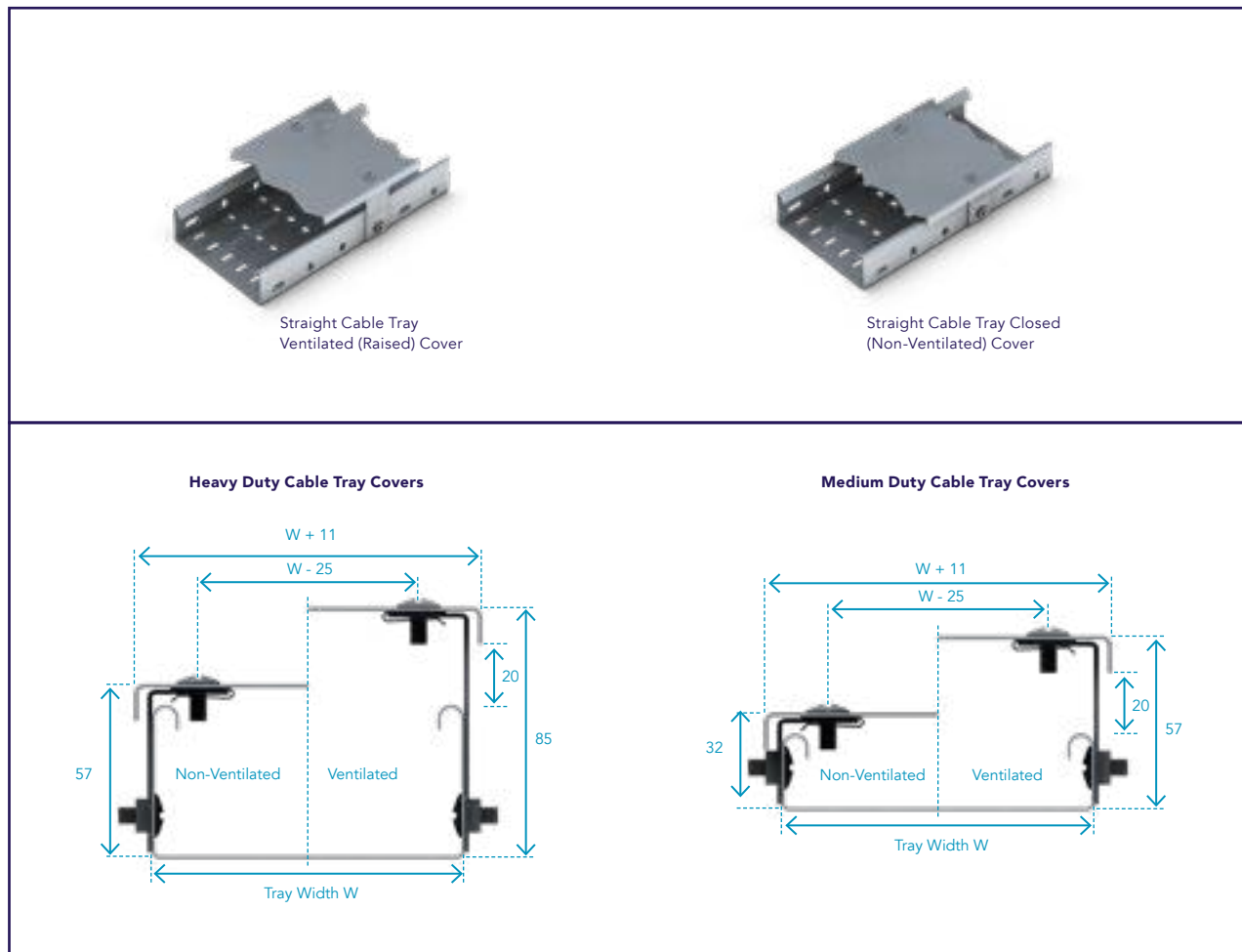
UNIKLIP® CABLE TRAY SYSTEMS

Covers & Brackets

The UNIKLIP® Cable Tray range is complimented by an extensive range of covers. Covers are available to suit the UNIKLIP® medium duty and UNIKLIP® heavy duty cable tray systems. Covers are used with cable tray to provide mechanical and environmental protection for cables and other items installed on the cable tray. Covers can be installed as either closed (non-ventilated, close-fitting) or ventilated (plain raised cover) depending on the type of cover fixing kit supplied with each cover.

Covers for straight UNIKLIP® Cable Tray are available in non-standard gauges to suit particular site installation requirements, consult our Sales Team for details.

Ventilated covers for UNIKLIP® medium duty return flange cable tray have a ventilation gap of 21mm. Ventilated covers for UNIKLIP® heavy duty return flange cable tray have a ventilation gap of 24mm.



Cover Fixing Kits

UNIKLIP® Cable Tray Covers are supplied as complete kits with all necessary fixings. Each fixing kit comprises of a component lid, cover fixing bracket, a corrosion resistant M6 spire clip, two M6 screws and one M6 nut.

The general method of assembly for the UNIKLIP® cable tray cover is shown below. This method is common to both medium and heavy duty cable trays, and to cable tray fittings.



UNIKLIP® Cable Tray Cover Ordering Code Guide

STEP 1: Product Finish

PG Pre-Galvanised
*has no code prefix

STEP 2: Ventilation

Code	Cover Type
UC	Unventilated Cover
VC	Ventilated Cover

STEP 3: Tray Side Wall

Code	Cover Type
MR	Medium Duty
HR	Heavy Duty

STEP 4: Tray Width

Code	Tray Width (mm)
50	50
75	75
100	100
150	150
225	225
300	300
450	450
600	600

STEP 5: Product Type

Code	Product Type
T	Cable Tray
FB90	Flat Bend 90°
FB45	Flat Bend 45°
ET	Equal Tee
FW	Fourway Intersection
ER90	External Riser 90°
IR90	Internal Riser 90°
ER45	External Riser 45°
IR45	Internal Riser 45°
SR	Reducer

Example Ordering

- Pre-galv. Unventilated
- Medium Duty
- 100mm Wide
- Equal Tee

UCMR100ET


If you require specialist or bespoke products, or can't find the product specification you need, please contact one of our regional offices for assistance.

Straight Tray Covers

Unitrunk straight tray covers are 3m in length and are available in widths of 50mm to 900mm as standard. Covers are common for both closed and ventilated applications.

Straight Tray Covers - Dimensions & Weights

Ref.	Tray Width (mm)	Width - Wc (mm)	Height - Hc (mm)	Weight (kg)
CR50T	50	61	11.9	2.51
CR75T	75	86	11.9	3.17
CR100T	100	111	11.9	3.92
CR150T	150	161	11.9	5.43
CR225T	225	236	11.9	7.70
CR300T	300	311	12.2	9.96
CR450T	450	461	12.5	18.13
CR600T	600	611	12.5	23.78
CR750T	750	761	12.5	29.47
CR900T	900	911	12.5	35.12



Weights shown are for standard pre-galvanised finish .

Cable Tray Fitting Covers

Unitrunk cable tray fitting covers are available in widths of 50mm to 900mm as standard. Covers are common for both closed and ventilated applications.



Cover Fixing Kits


Covers for straight cable tray and cable tray fittings are supplied with the appropriate number of cover fixing kits as follows.

Each cover fixing kit is supplied with the appropriate cover fixing bracket for either a non-ventilated cover or ventilated cover based on the part number ordered. (For dimensions of the cover fixing brackets please see table).

Cover Fixing Kit Requirements

Tray & Fitting Type	Width (mm)		
	50-150	225-450	600-900
Straight Tray	6	6	6
90° Flat Elbows	3	4	6
60° Flat Elbows	3	4	6
45° Flat Elbows	3	3	3
30° Flat Elbows	3	3	3
Inside Risers	4	4	4
Outside Risers	4	4	4
Equal Tees	3	4	5
Unequal Tees*	3	4	5
Equal Crosses	4	4	4
Reducers	4	4	4

*Based on largest branch size



Part Code	Cover Type	Bracket Height Hb (mm)
BKT28-KIT	Medium duty closed covers	28
BKT53-KIT	Medium duty ventilated covers	53
BKT53-KIT	Heavy duty closed covers	53
BKT78-KIT	Heavy duty ventilated covers	78

Tray Overhead Hangers



Part Code	Width (mm)
OH50-OH300	50 - 300

Suitable for Light/Medium/Heavy Duty Cable Tray.


Vertical Adjustable Coupler



Part Code	Suitable for
KLMRVAC	Medium Duty
KLHRVAC	Heavy Duty

Sold in pairs to suit MR and HR Tray.

Stand-off Bracket



Part Code
SOB50-SOB600

Size	50	75	100	150	225	300	450	600

Available finishes include:
Pre-galvanised to BS EN 10346:2015 (standard references throughout brochure).
Powder coated (prefix reference with CP).

Cantilever Arm



Part Code
KLCARM

Size	50	75	100	150	225	300	450

Fitting to Fitting Adapter

Used to connect one cable tray fitting directly onto another cable tray fitting.



Part Code	Suitable for
KLLDFFA	Light Duty
KLMRFFA	Medium Duty
KLHRFFA	Heavy Duty

Size	50	75	100	150	225	300	450	600

QuickFix Trunking

QuickFix Multi Compartment Trunking

Lighting Trunking

Uniklip Cable Tray

Speedway Cable Ladder Pre-Galv. Cable Ladder

Cable Basket

Channel & Support

Floor Trunking

Bench Outlet & Perimeter Trunking

Steel Conduit (Class 4)

Innovative Design Solutions

Accessories & Supports

Index